




Übung 1 - Töne aushalten




Spieler eine Tonleiter und halte dabei jeden Ton lang aus!
Beginne den Ton aus dem Nichts, indem du nur Luft ins Instrument bläst bis ein Ton entsteht, werde lauter und lasse ihn dann wieder im Nichts verklingen.



Nordbayerischer
Musikbund e.V.



Achte auf saubere Bindungen.



Übung 2 - Fingerübungen

Achte auf kurze Wege der Finger.
Übe so wenig Druck wie möglich aus.

A ♩ = 70 - X

Exercise A consists of four staves of music in 4/4 time. Each staff contains four measures of eighth-note patterns. The first two staves feature ascending eighth-note runs with slurs over pairs of notes. The third and fourth staves feature descending eighth-note runs with slurs over pairs of notes. Each measure is separated by a repeat sign.

B

Exercise B consists of four staves of music in 4/4 time. Each staff contains two measures of eighth-note patterns. The first two staves feature ascending eighth-note runs with slurs over pairs of notes. The third and fourth staves feature descending eighth-note runs with slurs over pairs of notes. Each measure is separated by a repeat sign.

Four staves of musical notation for clarinet. Each staff contains two measures of eighth-note runs. The first two staves feature slurs over the eighth notes. The third and fourth staves feature slurs under the eighth notes. The notation is in treble clef and 4/4 time.

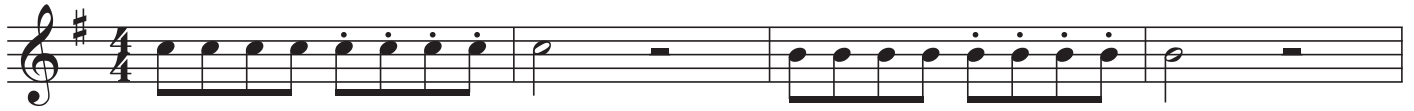
Übung 3 - Anstoßübungen

C-DUR

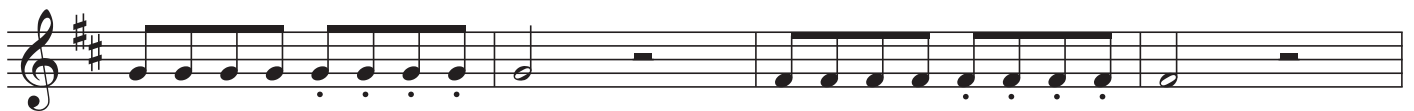
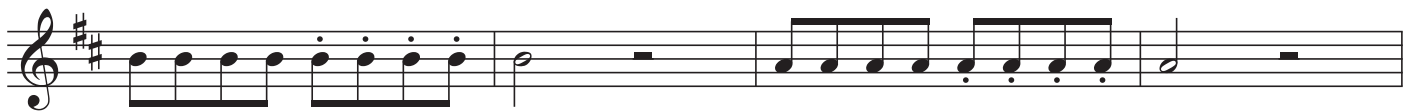
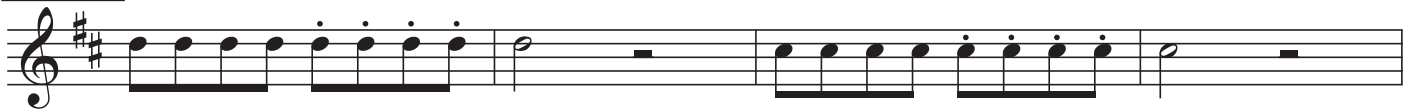
Four staves of musical notation for C major. Each staff contains two measures of eighth-note runs. The first two staves feature dotted notes. The notation is in treble clef and 4/4 time.

G-DUR

Two staves of musical notation for G major. Each staff contains two measures of eighth-note runs. The first two staves feature dotted notes. The notation is in treble clef and 4/4 time.



D-DUR



F-DUR



B-DUR

Four staves of musical notation in B major (one sharp). The first staff begins with a treble clef and a key signature of one sharp. The music consists of eighth-note patterns with dotted accents, followed by rests and further eighth-note runs. The piece concludes with a double bar line.

Übung 4 - Anstoßübungen

Spieler die Übung in einem flotten Tempo.

C-DUR

Four staves of musical notation in C major. The first staff begins with a treble clef and a 4/4 time signature. The music features eighth-note patterns with dotted accents, starting with a forte (*f*) dynamic marking. The exercise concludes with a double bar line.

G-DUR

Two staves of musical notation in G major (two sharps). The first staff begins with a treble clef and a key signature of two sharps. The music consists of eighth-note patterns with dotted accents, starting with a forte (*f*) dynamic marking. The exercise concludes with a double bar line.

The first system consists of two staves of music. The first staff begins with a treble clef and a key signature of one sharp (F#). It contains a sequence of eighth and sixteenth notes, some with accents. The second staff continues the melodic line with similar rhythmic patterns, ending with a double bar line.

D-DUR

The second system consists of four staves of music. The first staff begins with a treble clef, a key signature of two sharps (F# and C#), and a forte dynamic marking 'f'. It features a complex rhythmic pattern with many sixteenth notes. The subsequent three staves continue this intricate melodic and rhythmic development, ending with a double bar line.

A-DUR

The third system consists of four staves of music. The first staff begins with a treble clef, a key signature of three sharps (F#, C#, and G#), and a forte dynamic marking 'f'. It continues the complex rhythmic and melodic patterns from the previous system. The final staff includes a 4/4 time signature at the beginning and concludes the piece with a double bar line.

Übung 5 - Fingergeläufigkeit

Wähle ein Tempo, das du gleichmäßig halten kannst.

Stelle dir vor, du spielst mit Schwung nach oben.

Deine Finger machen dabei kleine Bewegungen
und bleiben nah an den Klappen.

C-DUR


The musical score is written in C major and 4/4 time. It consists of seven staves of music. The first staff begins with a treble clef and a 4/4 time signature. The music is composed of eighth-note patterns, with slurs indicating phrasing. The patterns progress from simple eighth-note runs to more complex sixteenth-note runs. The final staff ends with a double bar line and a fermata over the final note.

D-DUR


Musical score for D major (D-DUR) in 8/20 time. The score consists of 14 measures across seven staves. The key signature has two sharps (F# and C#). The melody is characterized by eighth-note patterns, often beamed in pairs or groups of four, and is frequently slurred across measures. The first measure features a prominent eighth-note triplet. The piece concludes with a final whole note chord on the seventh staff.


ES-DUR

Musical score for E-flat major (ES-DUR) in 8/20 time. The score consists of 4 measures across two staves. The key signature has three flats (Bb, Eb, and Ab). The melody continues with eighth-note patterns, similar to the D major section, and is slurred across measures.



B-DUR





Übung 6 - Artikulationsübungen

Übe verschiedene Tonleitern in Terzsprüngen
mit unterschiedlicher Artikulation.

Die Zunge sollte sich locker bewegen und
keine großen Bewegungen machen.

C-DUR

STACCATO



ZWEIERBINDUNGEN




VIERERBINDUNGEN







LEGATO



D-DUR





ES-DUR



E-DUR



F-DUR

Übung 7 - Artikulationsübungen

Denke beim schnellen Staccato-Spielen eher
an die Richtung der Luft nach vorne.
Die Zunge möglichst locker lassen.

C-DUR



D-DUR





ES-DUR

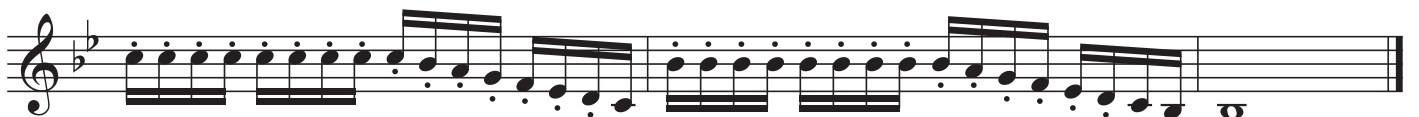
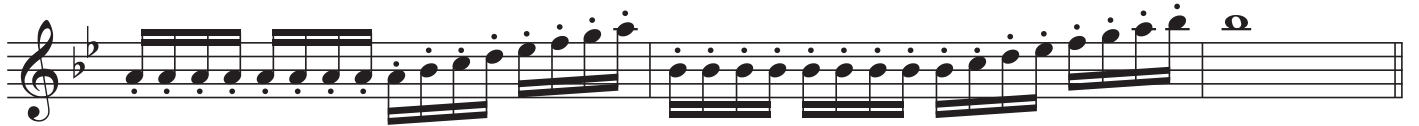




E-DUR




B-DUR



Übung 8 - Technikübungen

Die Übung ist ohne Taktangaben notiert.
Übe mit Metronom in einem Puls aus Viertelnoten.



Übung 9 - Technikübungen

Die Übung ist ohne Taktangaben notiert.
Übe mit Metronom in einem Puls aus Viertelnoten.



